

the
base casework
catalog



B A S E C A S E W O R K



All TMI catalog sections are available online at: <https://tmissystems.com/products/product-types/>

DESCRIPTION	TMI NO.	PAGE	DESCRIPTION	TMI NO.	PAGE
-------------	---------	------	-------------	---------	------

OPEN BASE CABINETS

- Adjustable Shelves:
 - No Vertical Dividers: **B1050** _____ 1
 - 1 Vertical Divider: **B1060** _____ 1
 - 2 Vertical Dividers: **B1070** _____ 1
 - 3 Vertical Dividers: **B1080** _____ 1
 - 1 Horizontal Divider: **B1390** _____ 3
- Book Bins: **B8940, B8941** _____ 11
- Desk: **B9025** _____ 11
- Diagonal Corner Base: **B9020** _____ 11
- Double Faced:
 - No Vertical Dividers: **B1410** _____ 3
 - 1 Vertical Divider: **B1420** _____ 4
- Fixed Shelves:
 - No Vertical Dividers: **B1150, B1200** _____ 2
 - 1 Vertical Divider: **B1160, B1210** _____ 2, 3
 - 2 Vertical Dividers: **B1170, B1220** _____ 2, 3
 - 3 Vertical Dividers: **B1180, B1230** _____ 2, 3
- Folio Cabinet:
 - 1 Vertical Divider: **B1810** _____ 4
- No Shelves: **B1000** _____ 1

COMBINATION BASE CABINETS

- Cabinets with Doors & Drawers:
 - Please see 'DRAWER CASEWORK' catalog.

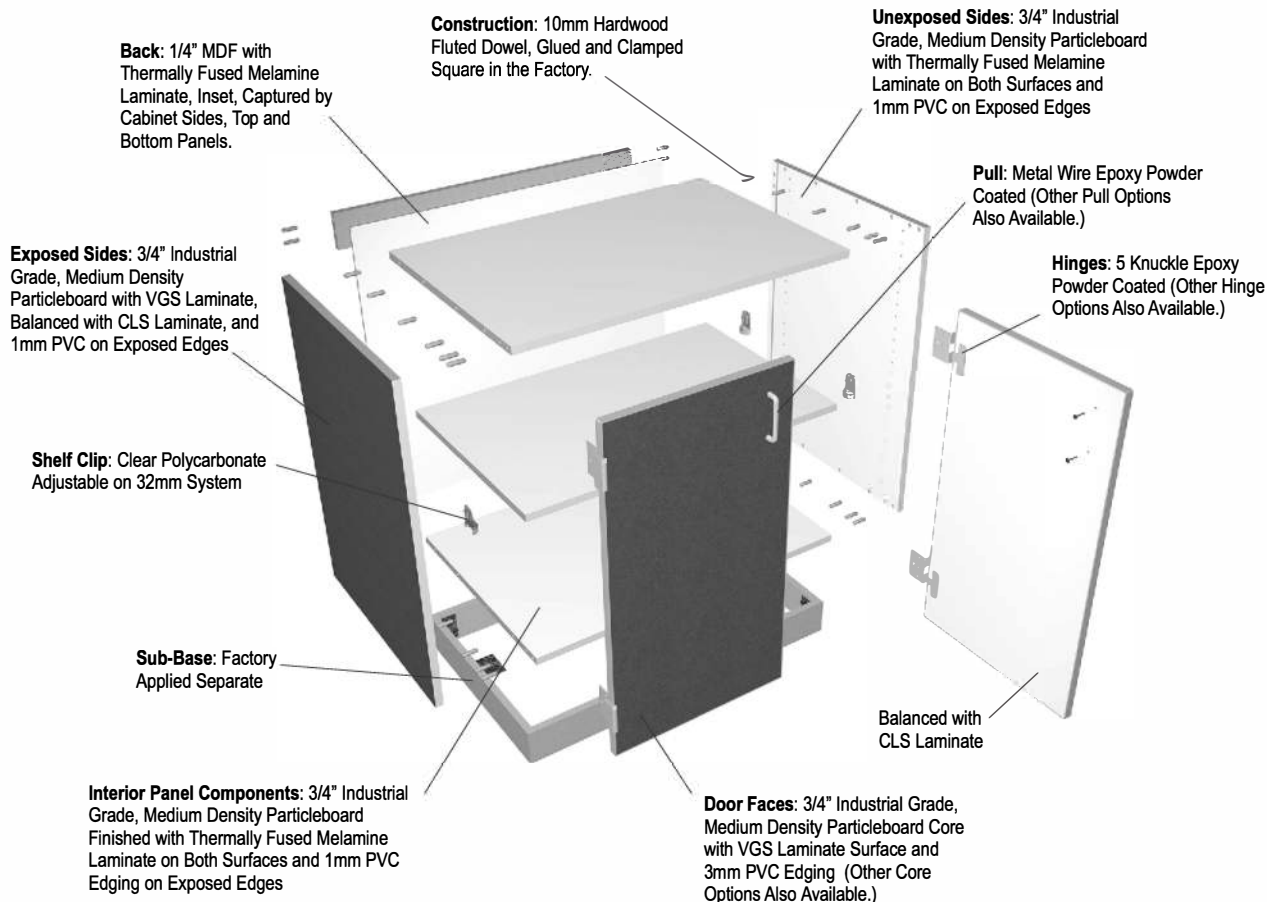
BASE CABINETS WITH DOORS

- Adjustable Shelves:
 - No Vertical Dividers: **B2050, B2051, B2052** _____ 5
 - 1 Vertical Divider: **B2062** _____ 5
 - 2 Vertical Dividers: **B2072** _____ 5
- Blind Corner: **B2340, B2341** _____ 6, 7
- Corner Cabinets:
 - Square Face: **B2360, B2361** _____ 7
 - Diagonal Face: **B2362, B2363** _____ 7
- Folio Cabinets: **B2812** _____ 10
- No Shelves: **B2000, B2001, B2002** _____ 4
 - Open at Bottom: **B2040, B2041, B2042** _____ 4, 5
- Pull Out Drawers: **B2320, B2321, B2322** _____ 6
- Pull Out Shelves: **B2300, B2301, B2302** _____ 6
- Sink Cabinets:
 - Full Height Doors: **B2500, B2501, B2502, B2503** _____ 8
 - 6" High Fixed Panel: **B2520, B2521, B2522, B2523** _____ 8, 9
 - ADA Compliant: **B2545** _____ 9
 - Sliding Doors: **B4522** _____ 11
 - Pocket Doors: **B2544** _____ 9
- Sliding Doors: **B4052, B4062** _____ 10
- With Tote Trays:
 - 1 Vertical Divider: **B2612** _____ 9
 - 2 Vertical Dividers: **B2613, B2633** _____ 9, 10
 - 3 Vertical Dividers: **BB2614** _____ 10

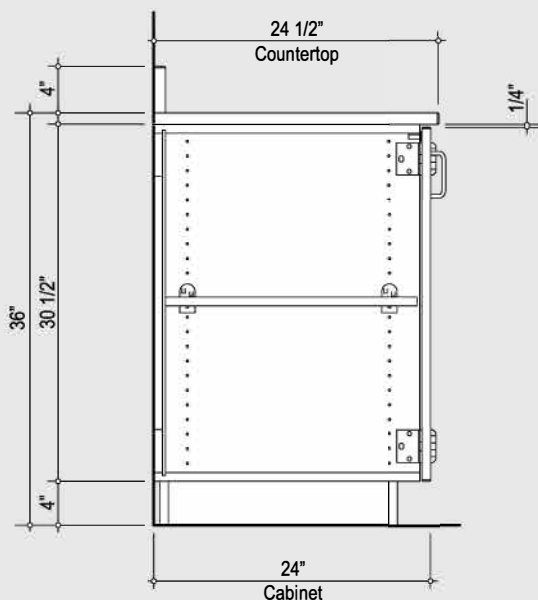


All TMI catalog sections are available online at: <https://tmisystems.com/products/product-types/>

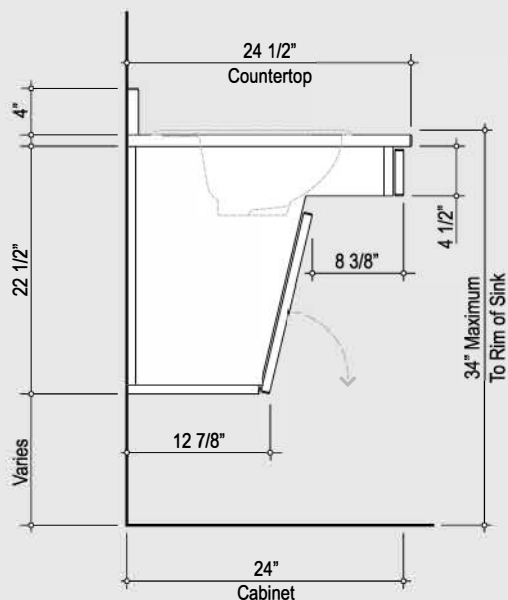
TMI PRODUCT DETAILS



TYPICAL BASE CABINET DIMENSIONS



TYPICAL ADA SINK CABINET DIMENSIONS








(Additional AutoCAD Details Available at www.tmisystems.com)

B A S E C A S E W O R K



All TMI catalog sections are available online at: <https://tmisystems.com/products/product-types/>

TMI PRODUCT NO.	PERSPECTIVE	DESCRIPTION	W	H	D
B1000		Open base cabinet.	12"	30"	13"
			15"	34"	17"
			18"	36"	23"
			21"		28"
			24"		
			27"		
			30"		
			33"		
36"					
B1050		Open base cabinet with one adjustable shelf.	12"	30"	13"
			15"	34"	17"
			18"	36"	23"
			21"		28"
			24"		
			27"		
			30"		
			33"		
36"					
B1060		Open base cabinet with one vertical divider and two adjustable shelves.	24"	30"	13"
			27"	34"	17"
			30"	36"	23"
			33"		28"
			36"		
			39"		
			42"		
			45"		
48"					
B1070		Open base cabinet with two vertical dividers and three adjustable shelves.	30"	30"	13"
			33"	34"	17"
			36"	36"	23"
			39"		28"
			42"		
			45"		
			48"		
B1080		Open base cabinet with three vertical dividers and four adjustable shelves.	36"	30"	13"
			39"	34"	17"
			42"	36"	23"
			45"		28"
			48"		

B A S E C A S E W O R K








All TMI catalog sections are available online at: <https://tmisystems.com/products/product-types/>

TMI PRODUCT NO.	PERSPECTIVE	DESCRIPTION	W	H	D
B1150		Open base cabinet with one fixed shelf, creating two equal compartments.	12"	30"	13"
			15"	34"	17"
			18"	36"	23"
			21"		28"
			24"		
			27"		
			30"		
			33"		
			36"		
B1160		Open base cabinet with one vertical divider and two fixed shelves, creating four equal compartments.	24"	30"	13"
			27"	34"	17"
			30"	36"	23"
			33"		28"
			36"		
			39"		
			42"		
			45"		
			48"		
B1170		Open base cabinet with two vertical dividers and three fixed shelves, creating six equal compartments.	30"	30"	13"
			33"	34"	17"
			36"	36"	23"
			39"		28"
			42"		
			45"		
			48"		
B1180		Open base cabinet with three vertical dividers and four fixed shelves, creating eight equal compartments.	36"	30"	13"
			39"	34"	17"
			42"	36"	23"
			45"		28"
			48"		
B1200		Open base cabinet with two fixed shelves, creating three equal compartments.	12"	30"	13"
			15"	34"	17"
			18"	36"	23"
			21"		28"
			24"		
			27"		
			30"		
			33"		
			36"		

B A S E C A S E W O R K








All TMI catalog sections are available online at: <https://tmisystems.com/products/product-types/>

TMI PRODUCT NO.	PERSPECTIVE	DESCRIPTION	W	H	D			
B1210		Open base cabinet with one vertical divider and four fixed shelves, creating six equal compartments.	24"	30"	13"			
			27"	34"	17"			
			30"	36"	23"			
			33"		28"			
			36"					
			39"					
			42"					
45"								
48"								
B1220		Open base cabinet with two vertical dividers and six fixed shelves, creating nine equal compartments.	30"	30"	13"			
			33"	34"	17"			
			36"	36"	23"			
			39"		28"			
			42"					
			45"					
			48"					
B1230		Open base cabinet with three vertical dividers and eight fixed shelves, creating 12 equal compartments.	36"	30"	13"			
			39"	34"	17"			
			42"	36"	23"			
			45"		28"			
			48"					
			B1390		Open base cabinet with one fixed shelf, creating a 9" high compartment at the top, and one adjustable shelf.	12"	30"	13"
						15"	34"	17"
18"	36"	23"						
21"		28"						
24"								
27"								
30"								
33"								
36"								
B1410		Double faced open base cabinet with one adjustable shelf on each side.	12"	30"	13"			
			15"	34"	17"			
			18"	36"	23"			
			21"		28"			
			24"					
			27"					
			30"					
33"								
36"								

B A S E C A S E W O R K














All TMI catalog sections are available online at: <https://tmisystems.com/products/product-types/>

TMI PRODUCT NO.	PERSPECTIVE	DESCRIPTION	W	H	D
B1420		Double faced open base cabinet with one vertical divider and two adjustable shelves on each side.	24" 27" 30" 33" 36" 39" 42" 45" 48"	30" 34" 36"	13" 17" 23" 28"
B1810		Open folio cabinet with one vertical divider and 1/4" adjustable horizontal dividers spaced equally to provide 2-1/4" high compartments.	24" 27" 30" 33" 36"	30" 34" 36"	13" 17" 23" 28"
B2000 B2001		Single door base cabinet.	12" 15" 18" 21" 24"	30" 34" 36"	14" 18" 24" 29"
B2002		Double door base cabinet.	24" 27" 30" 33" 36"	30" 34" 36"	14" 18" 24" 29"
B2040 B2041		Single door base cabinet without a sub-base, open at the bottom.	12" 15" 18" 21" 24"	30" 34" 36"	14" 18" 24" 29"

B A S E C A S E W O R K













All TMI catalog sections are available online at: <https://tmisystems.com/products/product-types/>

TMI PRODUCT NO.	PERSPECTIVE	DESCRIPTION	W	H	D
 B2042		Double door base cabinet without a sub-base, open at the bottom.	24" 27" 30" 33" 36"	30" 34" 36"	14" 18" 24" 29"
 B2050		Single door base cabinet with one adjustable shelf.	12" 15" 18" 21" 24"	30" 34" 36"	14" 18" 24" 29"
 B2051					
 B2052		Double door base cabinet with one adjustable shelf.	24" 27" 30" 33" 36"	30" 34" 36"	14" 18" 24" 29"
 B2062		Double door base cabinet with a vertical divider and two adjustable shelves.	24" 27" 30" 33" 36" 39" 42" 45" 48"	30" 34" 36"	14" 18" 24" 29"
 B2072		Double door base cabinet with two vertical dividers and three adjustable shelves.	30" 33" 36" 39" 42" 45" 48"	30" 34" 36"	14" 18" 24" 29"

B A S E C A S E W O R K













All TMI catalog sections are available online at: <https://tmisystems.com/products/product-types/>

TMI PRODUCT NO.	PERSPECTIVE	DESCRIPTION	W	H	D
 <p>B2300 B2301</p>		<p>Single door base cabinet with two pull-out shelves on drawer slides.</p>	<p>15" 18" 21" 24"</p>	<p>30" 34" 36"</p>	<p>14" 18" 24" 29"</p>
 <p>B2302</p>		<p>Double door base cabinet with two pull-out shelves on drawer slides.</p>	<p>24" 27" 30" 33" 36"</p>	<p>30" 34" 36"</p>	<p>14" 18" 24" 29"</p>
 <p>B2320 B2321</p>		<p>Single door base cabinet with two pull-out drawers on drawer slides.</p>	<p>15" 18" 21" 24"</p>	<p>30" 34" 36"</p>	<p>14" 18" 24" 29"</p>
 <p>B2322</p>		<p>Double door base cabinet with two pull-out drawers on drawer slides.</p>	<p>24" 27" 30" 33" 36"</p>	<p>30" 34" 36"</p>	<p>14" 18" 24" 29"</p>
 <p>B2340</p>		<p>Blind corner cabinet with a single door, one fixed shelf and a fixed panel on the left.</p> <p>Maximum door width is 24"</p>	<p>42" 45" 48"</p>	<p>30" 34" 36"</p>	<p>14" 18" 24" 29"</p>

B A S E C A S E W O R K













All TMI catalog sections are available online at: <https://tmisystems.com/products/product-types/>

TMI PRODUCT NO.	PERSPECTIVE	DESCRIPTION	W	H	D
B2341	 	<p>Blind corner cabinet with a single door, one fixed shelf and a fixed panel on the right.</p> <p>Maximum door width is 24"</p>	42" 45" 48"	30" 34" 36"	14" 18" 24" 29"
B2360	 	<p>Corner cabinet with square face, left hinged door and two revolving polymer shelves.</p>	36"	30" 34" 36"	36"
B2361	 	<p>Corner cabinet with square face, right hinged door and two revolving polymer shelves.</p>	36"	30" 34" 36"	36"
B2362	 	<p>Corner cabinet with diagonal face, left hinged door and two revolving polymer shelves.</p>	36"	30" 34" 36"	36"
B2363	 	<p>Corner cabinet with diagonal face, right hinged door and two revolving polymer shelves.</p>	36"	30" 34" 36"	36"

B A S E C A S E W O R K








All TMI catalog sections are available online at: <https://tmisystems.com/products/product-types/>

TMI PRODUCT NO.	PERSPECTIVE	DESCRIPTION	W	H	D
 <p>B2500 B2501</p>		<p>Single door sink cabinet with removable back.</p>	<p>15" 18" 21" 24"</p>	<p>30" 34" 36"</p>	<p>14" 18" 24" 29"</p>
 <p>B2502</p>		<p>Double door sink cabinet with removable back.</p>	<p>24" 27" 30" 33" 36" 39" 42" 45" 48"</p>	<p>30" 34" 36"</p>	<p>14" 18" 24" 29"</p>
 <p>B2503</p>		<p>Double door sink cabinet with a fixed panel between double doors and a removable back.</p> <p>Each door is always 24" wide.</p>	<p>54" 57" 60"</p>	<p>30" 34" 36"</p>	<p>14" 18" 24" 29"</p>
 <p>B2520 B2521</p>		<p>Single door sink cabinet with a 6" high fixed panel at the top and a removable back.</p>	<p>15" 18" 21" 24"</p>	<p>30" 34" 36"</p>	<p>14" 18" 24" 29"</p>
 <p>B2522</p>		<p>Double door sink cabinet with a 6" high fixed panel at the top and a removable back.</p>	<p>24" 27" 30" 33" 36" 39" 42" 45" 48"</p>	<p>30" 34" 36"</p>	<p>14" 18" 24" 29"</p>

B A S E C A S E W O R K








All TMI catalog sections are available online at: <https://tmisystems.com/products/product-types/>

TMI PRODUCT NO.	PERSPECTIVE	DESCRIPTION	W	H	D
B2523		<p>Double door sink cabinet with a 6" high fixed panel at the top, a fixed panel between 24" wide doors, and a removable back.</p>	54" 57" 60"	30" 34" 36"	14" 18" 24" 29"
B2545		<p>ADA compliant sink cabinet. Front panel is 4-1/2" high.</p>	30" 33" 36" 39" 42" 45" 48"	22-1/2"	24"
B2544		<p>Double door sink cabinet with pocket doors and a removable back. Sub-base is omitted, open at the bottom.</p>	24" 27" 30" 33" 36"	30" 34" 36"	15" 18" 24" 29"
B2612		<p>Double door base cabinet with a vertical divider and type A2400 tote trays.</p> <p>30" height has 10 tote trays 34" height has 12 tote trays 36" height has 14 tote trays</p>	25"	30" 34" 36"	24"
B2613		<p>Double door base cabinet with two vertical dividers and type A2400 tote trays.</p> <p>30" height has 15 tote trays 34" height has 18 tote trays 36" height has 21 tote trays</p>	36-1/8"	30" 34" 36"	24"

B A S E C A S E W O R K








All TMI catalog sections are available online at: <https://tmisystems.com/products/product-types/>

TMI PRODUCT NO.	PERSPECTIVE	DESCRIPTION	W	H	D
B2614		<p>Double door base cabinet with three vertical dividers and type A2400 tote trays.</p> <p>30" height has 20 tote trays 34" height has 24 tote trays 36" height has 28 tote trays</p>	47-3/8"	30" 34" 36"	24"
B2633		<p>Double door base cabinet with two vertical dividers and type A2410 tote trays.</p> <p>30" height has 15 tote trays 34" height has 18 tote trays 36" height has 21 tote trays</p>	47-3/8"	30" 34" 36"	24"
B2812		<p>Double door folio cabinet with one vertical divider and 1/4" adjustable horizontal dividers spaced equally to provide 2-1/4" high compartments.</p>	24" 27" 30" 33" 36"	30" 34" 36"	14" 18" 24" 29"
B4052		<p>Sliding door base cabinet with one adjustable shelf.</p>	24" 27" 30" 33" 36"	30" 34" 36"	13" 17" 23" 28"
B4062		<p>Sliding door base cabinet with one vertical divider and two adjustable shelves.</p>	30" 33" 36" 39" 42" 45" 48"	30" 34" 36"	13" 17" 23" 28"

B A S E C A S E W O R K



All TMI catalog sections are available online at: <https://tmisystems.com/products/product-types/>

TMI PRODUCT NO.	PERSPECTIVE	DESCRIPTION	W	H	D
B4522		Sink cabinet with sliding doors, a 6" high fixed panel at the top and a removable back.	24"	30"	14"
			27"	34"	18"
			30"	36"	24"
			33"		29"
			36"		
B8940		Single open book bin.	12"	6"	13"
			15"		17"
			18"		23"
			21"		28"
			24"		
			27"		
30"					
B8941		Double open book bin.	24"	6"	13"
			27"		17"
			30"		23"
			33"		28"
			36"		
			39"		
			42"		
			45"		
			48"		
			B9020		Diagonal corner base cabinet with two fixed shelves.
17"	34"	17"			
23"	36"	23"			
28"		28"			
B9025		Desk with modesty panel and leveling glides.	36"	30"	24"
			42"	34"	29"
			48"	36"	
			54"		
			60"		